



MINERVA

DP8811 PCIe x8 Gen4 with Redriver to SFF-8673 1x2,4X A.I.C.

Performance & Burn In Test Rev 1.0

Table of Contents

1. Overview

2. Performance Measurement Tools and Results
 - 2.1 Test Platform
 - 2.2 Test target and U.2 NVMe SSD x2
 - 2.3 Install Hardware
 - 2.4 BIOS & Windows 10 OS environment setup
 - 2.5 CrystalDiskMark 8.0.0 x64 performance test
 - 2.6 AS SSD Benchmark 2.0 performance test
 - 2.7 ATTO Disk Benchmark 4.01 performance test
 - 2.8 AnvilBenchmark_V110_B337 Benchmark performance test

3. Burn In Tests and Results
 - 3.1 BurnInTestv10.2 Pro burn in test

4. Summary

DP8811 Add-in Card

1. Overview


This riser card has built-in SFF-8673 1x2, 4X (internal Mini SAS HD) connector. It is designed for use by PCIe x8 to be bifurcated two x4 link width or can extend PCIe x8 channel reach. The ReDriver may support CTLE boosts up to **13 dB at 8 GHz**.

2. Tools and Results of Performance Measurement

2.1 Test Platform

M/B : GIGABYTE **X570S AORUS MASTER**
CPU : AMD **Ryzen 7, 3700X 8-Core**
Memory : Kingston **KVR26N19D8/16, DDR4-2666MHz, 32GB**(16GB DIMM*2)
ATX Power : COOLER MASTER G750M, **750W ATX**, 12V V2.2 Power Supply
Add in Card: DP8811 PCIe x8 with ReDriver to SFF-8673 1x2, 4X AIC
Cable: PCIe 4.0 Internal Mini SAS HD 1x1, 4X to U.2, **100cm** Cable x2pcs
OS : Microsoft **Windows 10 64bit OS**

2.2 Test target: DP8811 & U.2 NVMe SSD



DP8811 Add-in Card

2.3 Install Hardware

First inserts the U.2 SSD into the SFF-8673 1x1, 4X to U.2, 100cm Cable and then the cable connects to DP8711 AIC, Plugs DP8811 AIC into PCIe x16 slot of GIGABYTE **X570S AORUS MASTER**.

2.4 BIOS & Windows 10 OS environment setup

2.4.1 Primary SATA NVMe SSD install Windows 10 OS.

2.4.2 Two U.2 NVMe SSDs, formatted to NTFS Mode. Don't install any program.

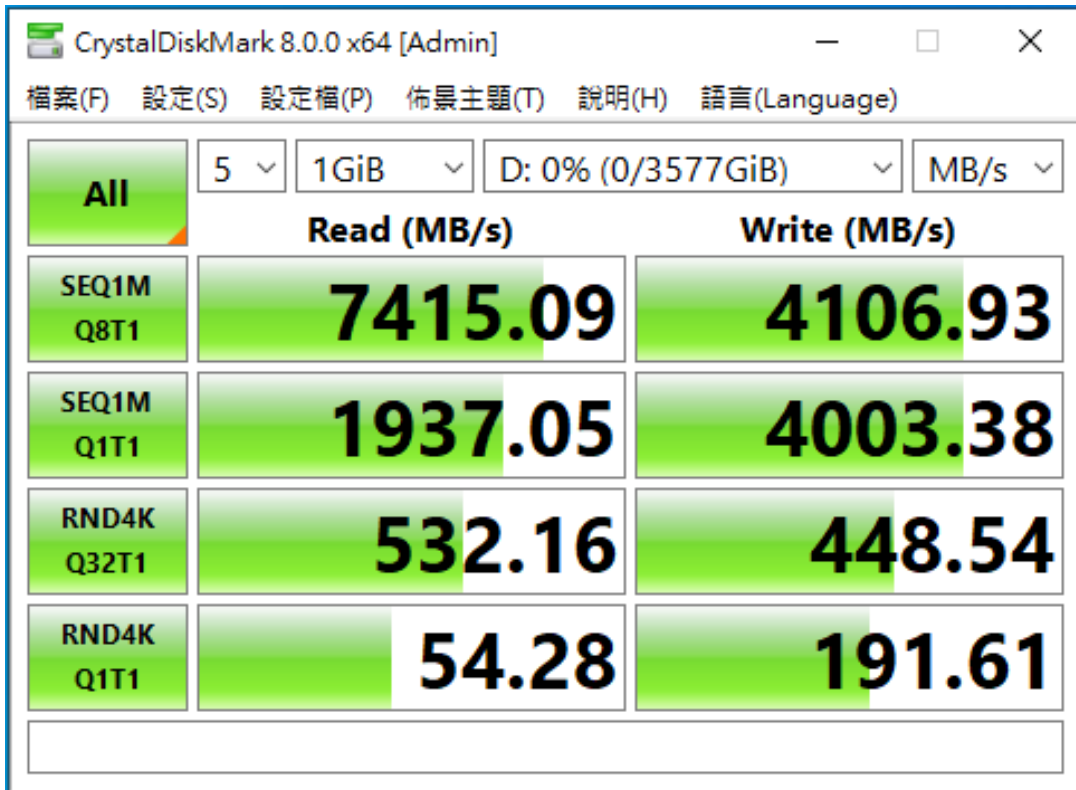


DP8811 Add-in Card

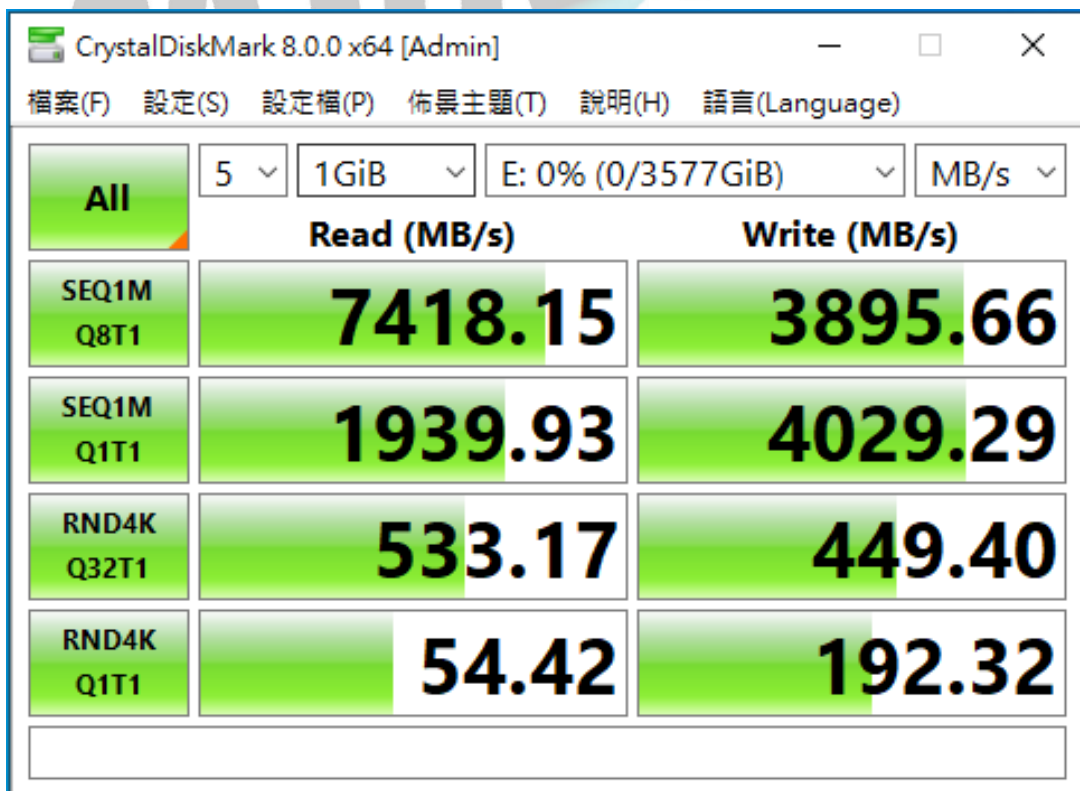
2.5 CrystalDiskMark 8.0.0 x64 performance test

※Benchmark (Sequential Read & Write / default = 1MB)

2.5.1 Samsung PM1733 U.2 SSD /4TB in Drive D: performance as below:



2.5.2 Samsung PM1733 U.2 SSD /4TB in Drive E: performance as below:

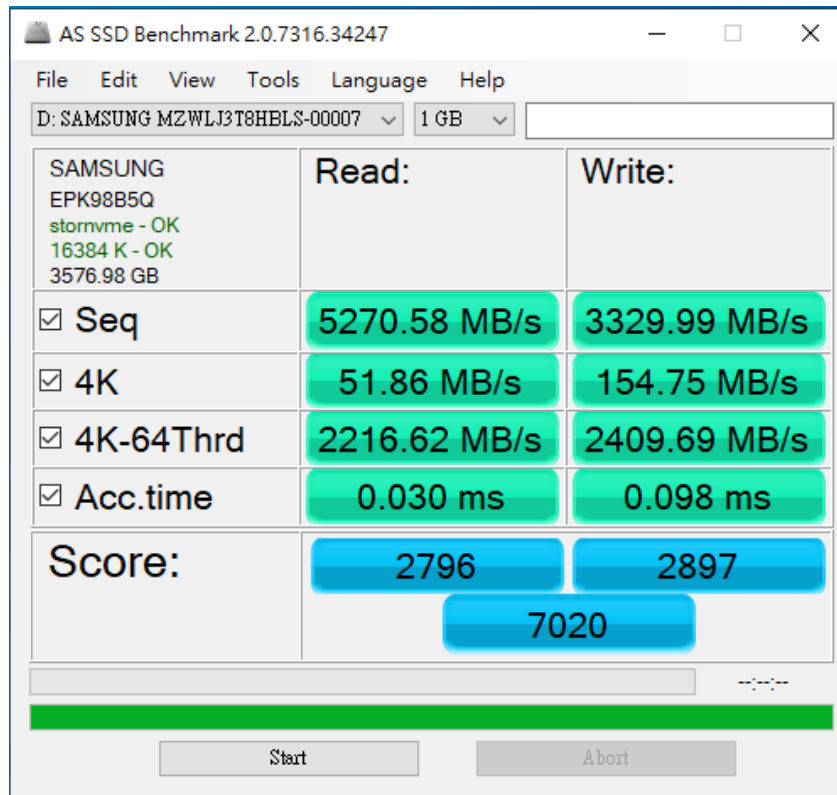


DP8811 Add-in Card

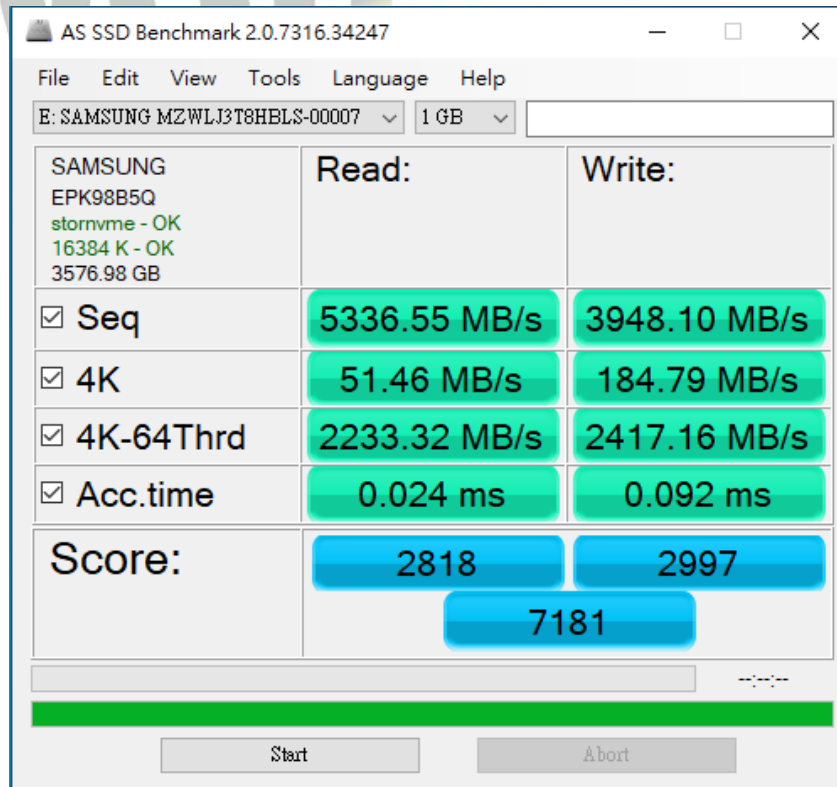
2.6 AS SSD Benchmark 2.0 performance test

✘Benchmark (Read & Write by MB/s, default block size = 16MB)

2.6.1 Samsung PM1733 U.2 SSD /4TB in Drive D: performance as below:



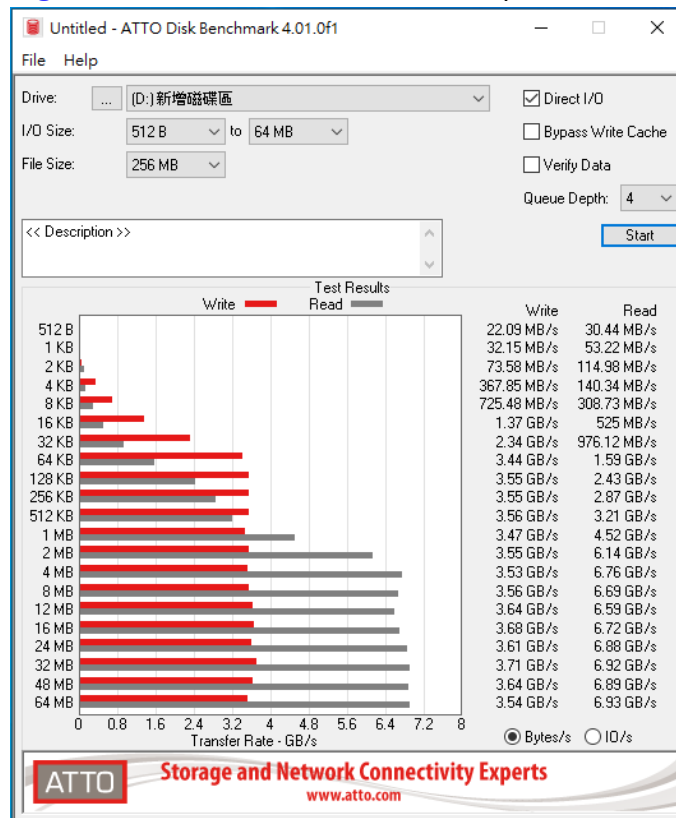
2.6.2 Samsung PM1733 U.2 SSD /4TB in Drive E: performance as below:



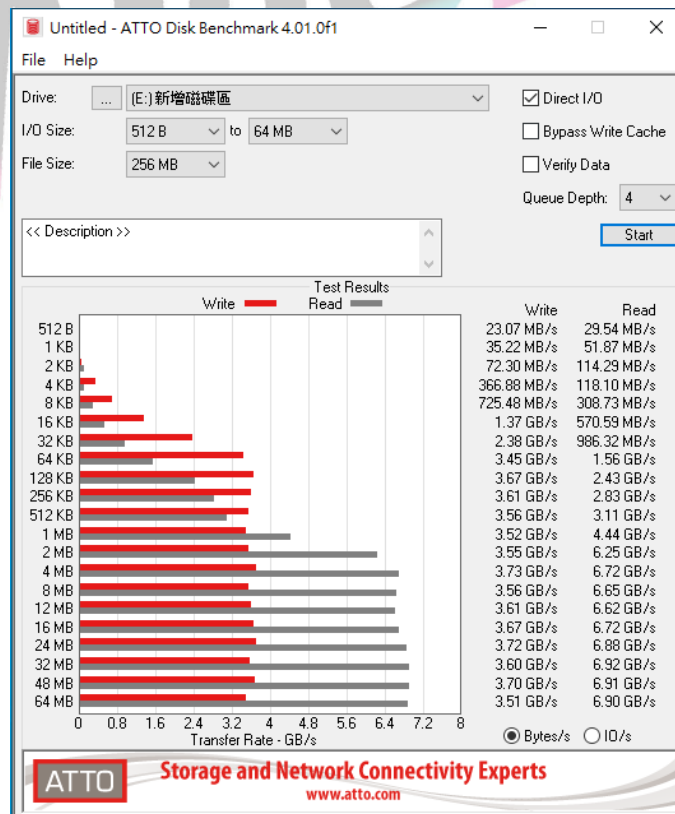
DP8811 Add-in Card

2.7 ATTO Disk Benchmark 4.01 performance test

2.7.1 Samsung PM1733 U.2 SSD /4TB in Drive D: performance as below:



2.7.2 Samsung PM1733 U.2 SSD /4TB in Drive E: performance as below:



DP8811 Add-in Card

2.8 AnvilBenchmark_V110_B337

2.8.1 Samsung PM1733 U.2 SSD /4TB in Drive D: performance as below:



2.8.2 Samsung PM1733 U.2 SSD /4TB in Drive E: performance as below:

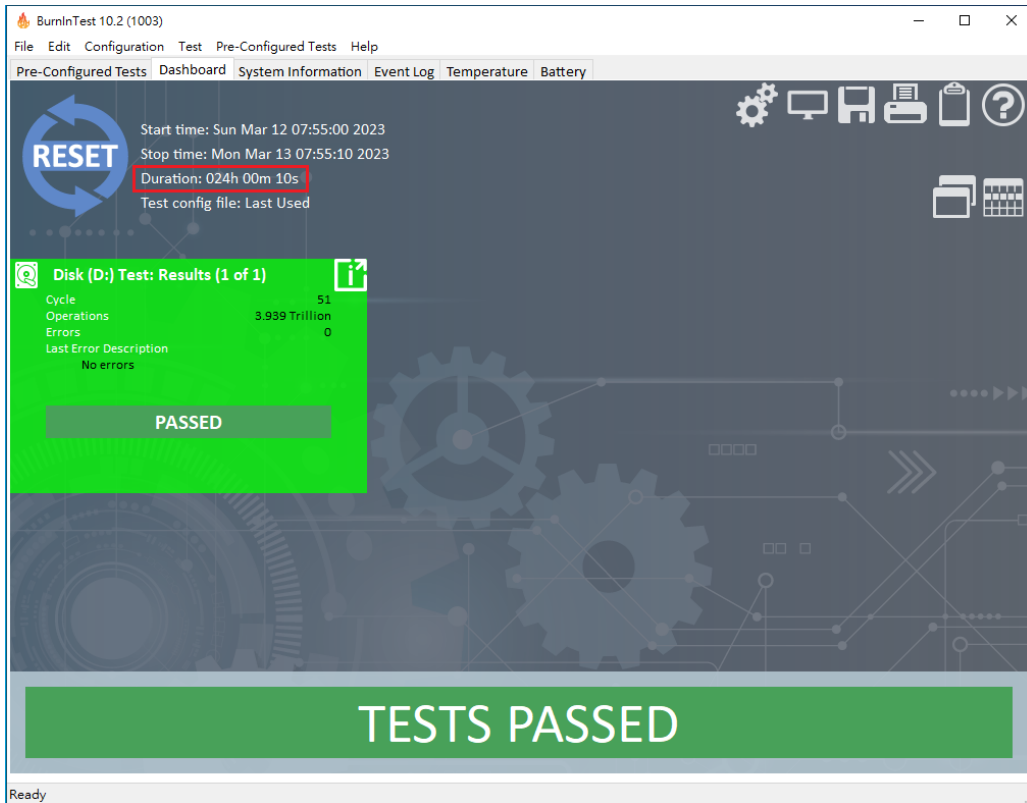


DP8811 Add-in Card

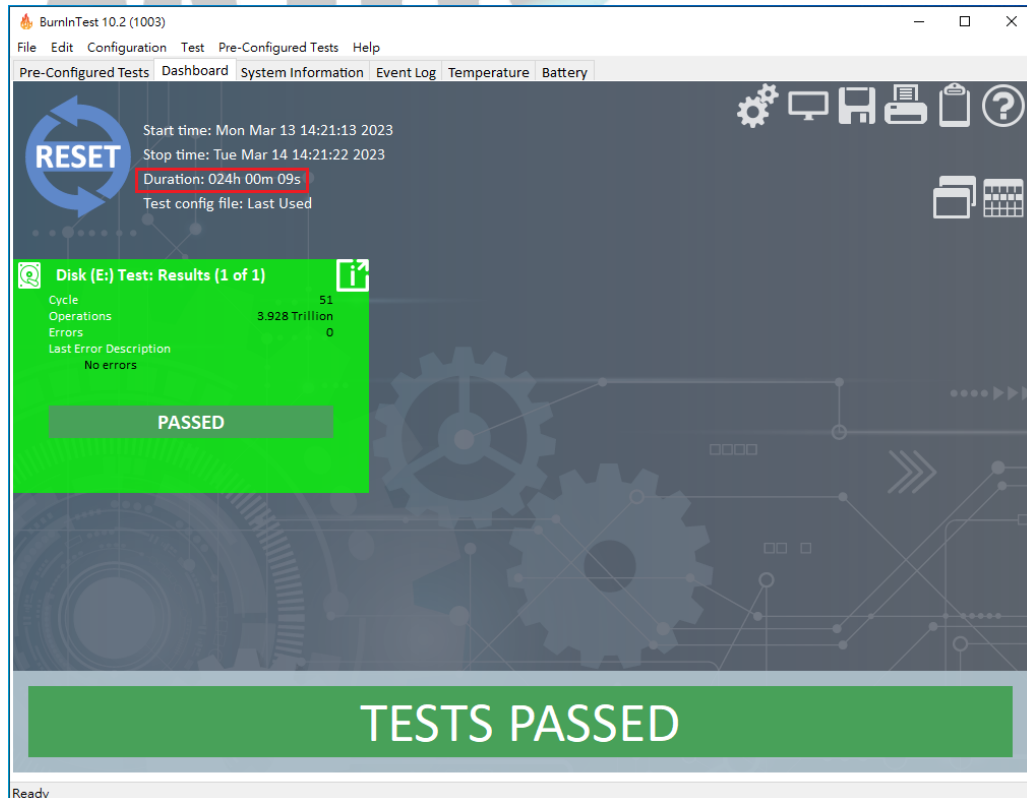
3. Burn In Tests and Results

3.1 BurnInTest v10.2 Pro

3.1.1 24-hour Burn-in test **PASSED** for Drive D:



3.1.2 24-hour Burn-in test **PASSED** for Drive E:



DP8811 Add-in Card

4. Summary

- 4.1 The U.2 NVMe SSD is PCIe 4.0 Interface, I/O speed, max. to 64Gbps.
- 4.2 The DP8811 AIC I/O performance is based on U.2 NVMe SSD.

