



MINERVA

PCIe 4.0 SlimSAS 8i to OCulink 8i, 100cm cable

Performance & Burn In Test Rev 1.0

Table of Contents

1. Overview

2. Performance Measurement Tools and Results
 - 2.1 Test Platform
 - 2.2 Test target and ASUS ReForce RTX 3080
 - 2.3 Install Hardware
 - 2.4 BIOS & Windows 10 OS environment setup
 - 2.5 TechPowerUp GPU-Z 2.54.0

3. Burn In Tests and Results
 - 3.1 BurnInTestv10.2 Pro burn in test

4. Summary

SFF-8654 PCIe 4.0 High Speed cable

1. Overview


The GDC74-5302, 100cm cable supports PCIe 4.0 8 lanes link width and provides PCIe side band signals connection. The cable SI(Signal Integrity) is compliant with PCIe 4.0 Spec.

2. Tools and Results of Performance Measurement

2.1 Test Platform

M/B : ASUS **PRIME X570-PRO**
CPU : AMD **Ryzen 7, 3700X 8-Core**
Graphics: NVIDIA **GeForce RTX 3080 GPU**
Memory : Kingston **KVR26N19D8/16, DDR4-2666MHz, 32GB**(16GB DIMM*2)
ATX Power : COOLER MASTER G750M, **750W ATX**, 12V V2.2 Power Supply
Add in Card: DP7303 PCIe x16 with ReDriver to OCulink 8i(SFF-8612) AIC
Cable: GDC74-5302/PCIe 4.0 SFF-8654 8i to SFF-8612 8i, 100cm Cable
Adapter: GD9601A SlimSAS 8i(SFF-8654) dual port to PCIe 4.0 x16 Slot adapter
OS : Microsoft **Windows 10 64bit OS**

2.2 Test target: DP7303, GD9601A adapter & ASUS **TUF-RTX3080-010G-GAMING**



SFF-8654 PCIe 4.0 High Speed cable

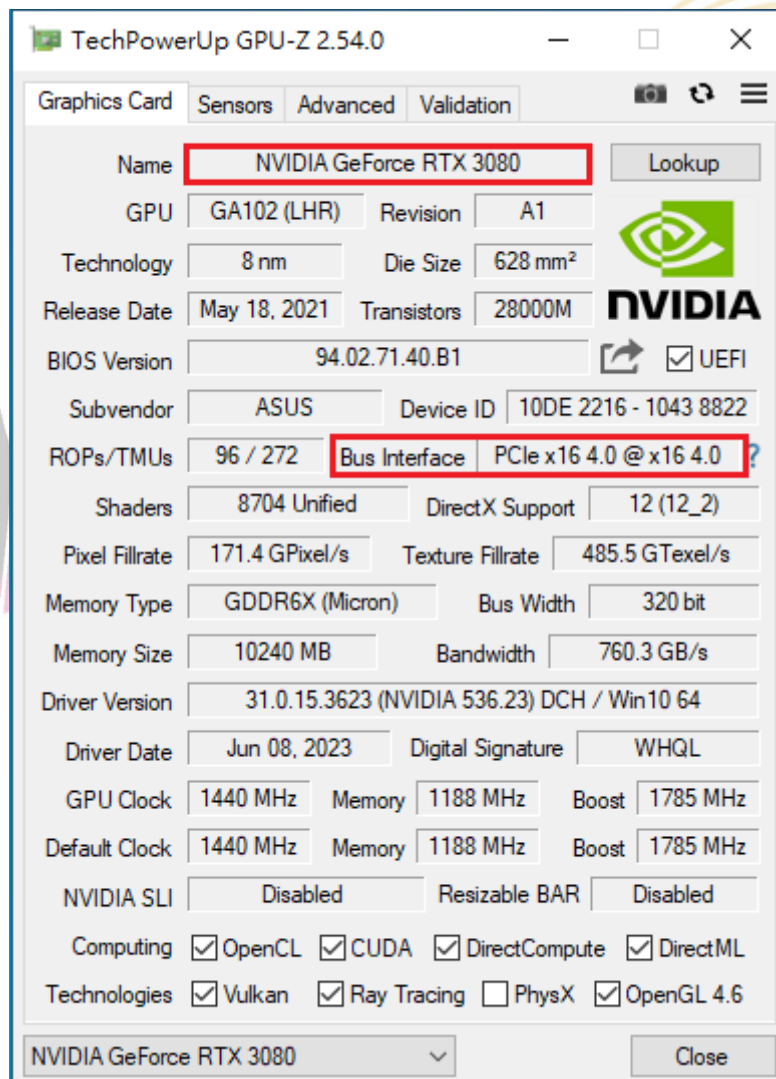
2.3 Install Hardware

First inserts the ASUS **TUF-RTX3080-O10G-GAMING** into the GD9601A PCIe X16 slot and connects the GD9601A adapter to the DP7303 AIC card (PCIe x16 Gen 4 with ReDriver to SFF-8654 8i dual port), using the **GDC74-5302, 100cm(SFF-8654 8i to SFF-8612)** Cable, and then Plugs DP7303 AIC into PCIe x16 Slot of ASUS **PRIME X570-PRO** mainboard.

2.4 BIOS & Windows 10 OS environment setup

2.4.1 Primary SATA NVMe SSD install Windows 10 OS.

2.5 **TUF-RTX3080-O10G-GAMING** Information:

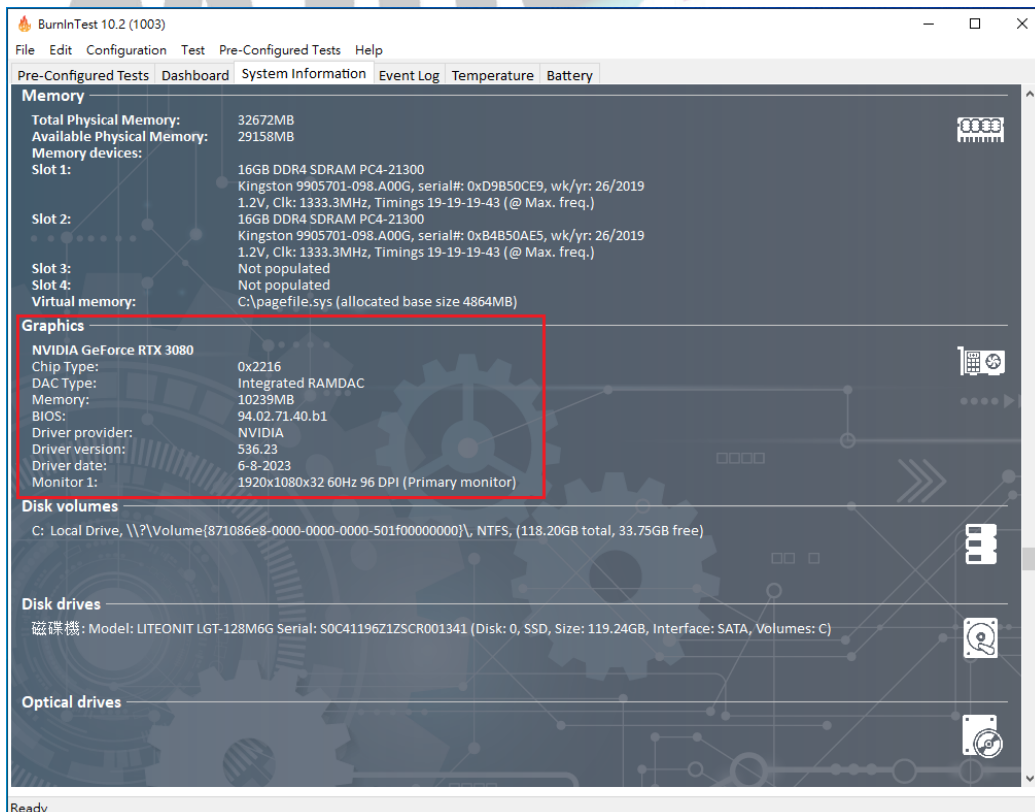
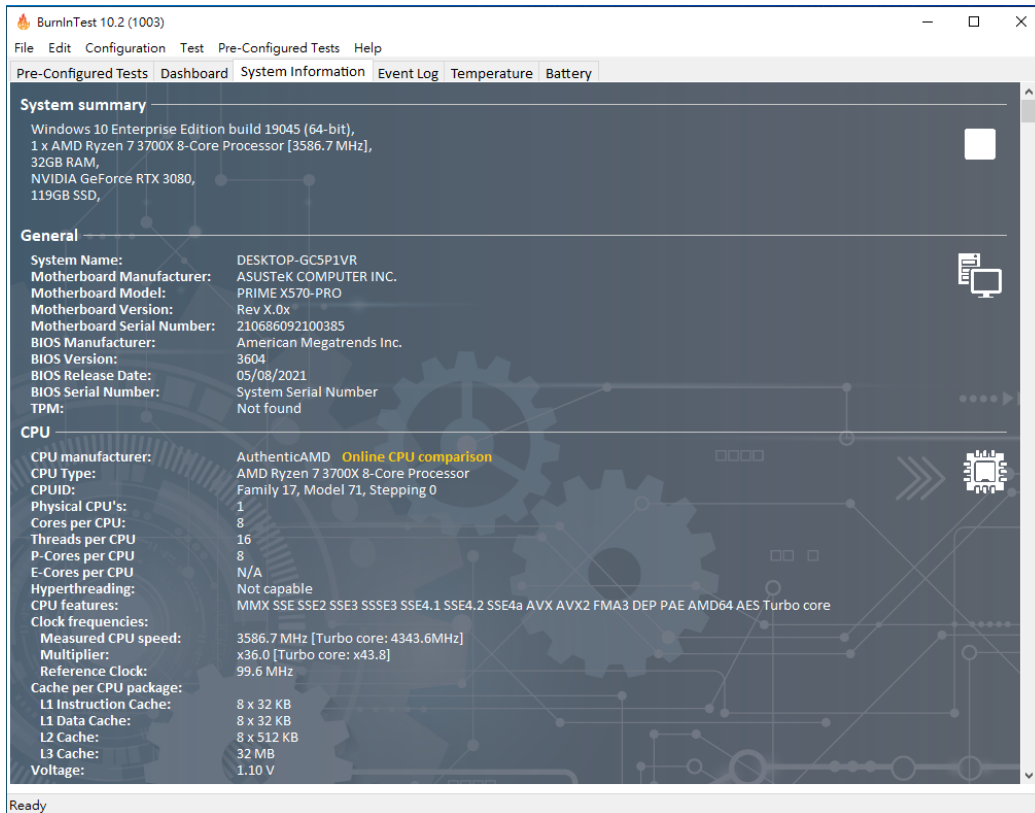


SFF-8654 PCIe 4.0 High Speed cable

3. Burn In Tests and Results

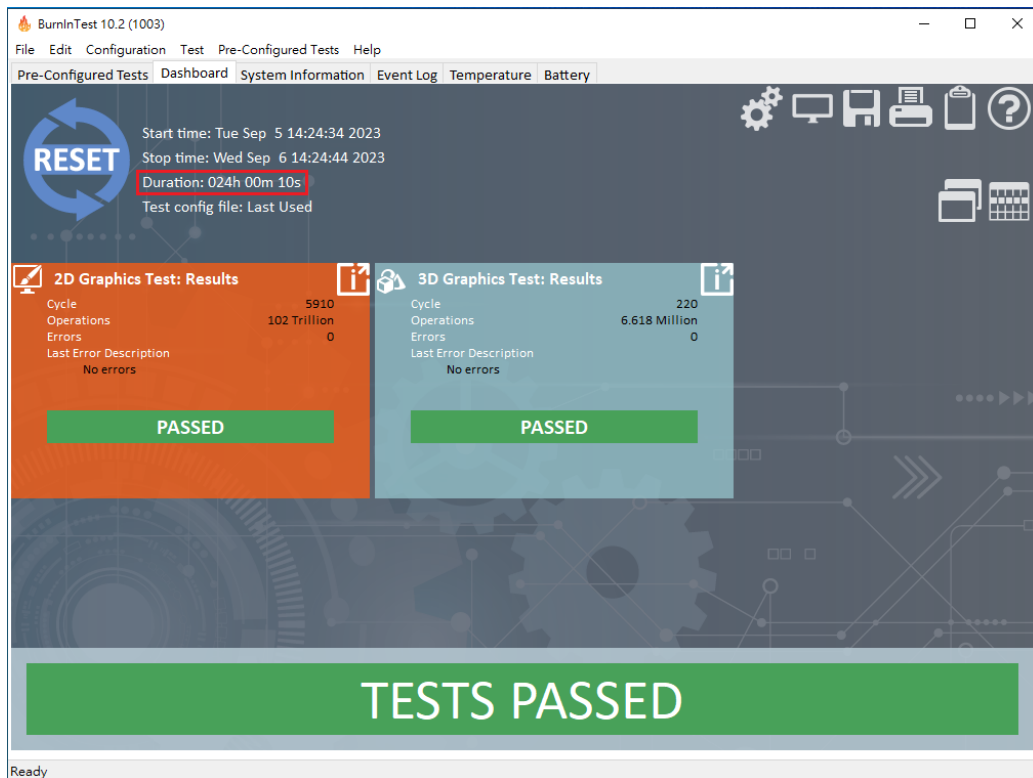
3.1 BurnInTest v10.2 Pro

3.1.1 system information as below:



SFF-8654 PCIe 4.0 High Speed cable

3.1.2 2D Graphics & 3D Graphics 24-hour Burn-in test **PASSED**



4. Summary

- 4.1 ASUS **TUF-RTX3080-O10G-GAMING** is PCIe 4.0 x16 link data width.
- 4.2 GDC74-5302, 100cm cable I/O performance is based on Graphic card.