


Innocard

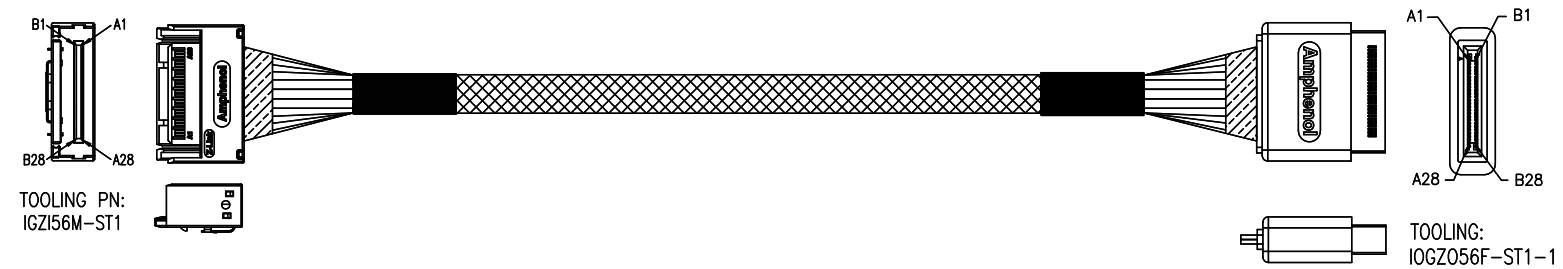

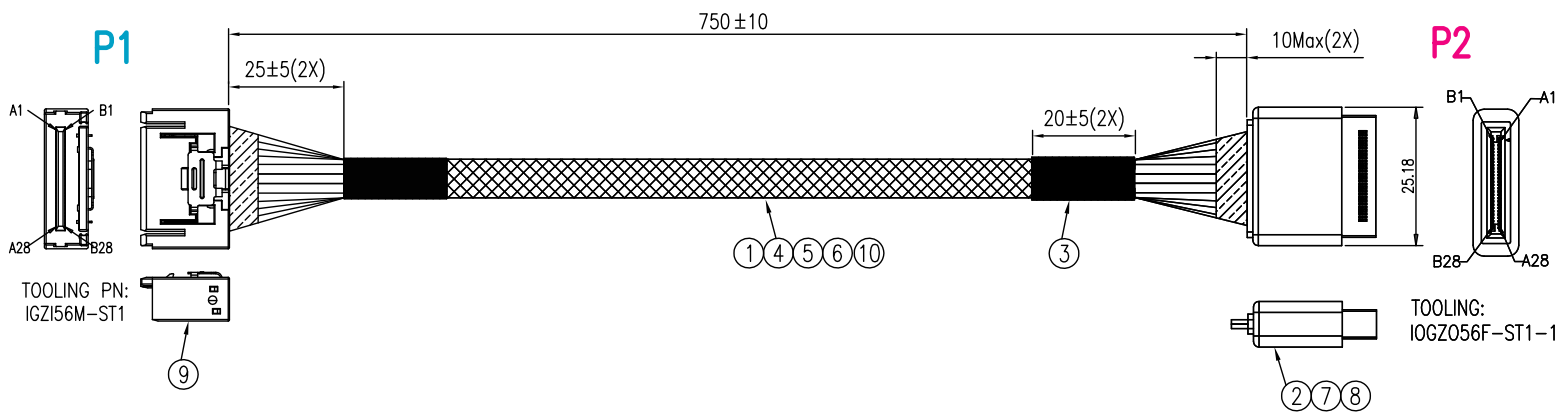

Minerva

GDC56-3704 *PCIe Gen4*

Gen-Z (EDSFF) male 1C to Gen-Z female 1C,
built-in Power Cord cable, 75cm



Gen-Z male 1C to Gen-Z female 1C, built-in Power Cord cable



10	HWSS300036	SAS CBL:UL20744,30#1P+2D,Tinned,VW-1,100ohm,NATURAL,12G,HF	A/R
9	GZIO-56ST-01	GEN Z 1C STR	1
8	HMRPE45NT1	PE:LOW DENSITY,CLEAR,HF	A/R
7	RMRPV45092	PVC:45P,V0,BLK,Cd300PPM,N6P	A/R
6	R1571028XX	WIRE,28AWG,UL1571,OD=0.6MM,PVC,VW-1,R2	A/R
5	H0330230CX	WIRE,30AWG,UL3302,OD0.55,FR-XLPE,VW-1,NO MARKING,HF	A/R
4	HMTBDXXXXX	EXPANDO TUBE:OD=XXMM,BLACK,VW-1,HF	A/R
3	HMMTP00XXX	TAPE,BLK,HF	A/R
2	HEPCBA0371	SFF 1002 1C PCBA (HEPCB56003 + HCGZ56F001)	1
1	HWSS300040	SAS CBL:UL20744,30#1P+2D,Tinned,VW-1,85 ohm,NATURAL,12G,HF	A/R
ITEM	VENDOR P/N	DESCRIPTION	QTY

Gen-Z male 1C to Gen-Z female 1C, built-in Power Cord cable

Pin-out assignment

P1/Gen-Z 1C male

P2/Gen-Z 1C female

GND	A28		A28	GND
PERp3	A27	←	A27	PERp3
PERn3	A26	←	A26	PERn3
GND	A25		A25	GND
PERp2	A24	←	A24	PERp2
PERn2	A23	←	A23	PERn2
GND	A22		A22	GND
PERp1	A21	←	A21	PERp1
PERn1	A20	←	A20	PERn1
GND	A19		A19	GND
PERp0	A18	←	A18	PERp0
PERn0	A17	←	A17	PERn0
GND	A16		A16	GND
PEFCLKp1	A15		A15	PEFCLKp1
PEFCLKn1	A14		A14	PEFCLKn1
GND	A13		A13	GND
PRSNT0#	A12		A12	PRSNT0#
PERST1#/CLKREQ#	A11		A11	PERST1#/CLKREQ#
LED#/Activity	A10		A10	LED#/Activity
SMBRST#	A9		A9	SMBRST#
SMBDAT	A8		A8	SMBDAT
SMBCLK	A7		A7	SMBCLK
GND	A6		A6	GND
GND	A5		A5	GND
GND	A4		A4	GND
GND	A3		A3	GND
GND	A2		A2	GND
GND	A1		A1	GND
GND	B28		B28	GND
PETp3	B27	→	B27	PETp3
PETn3	B26	→	B26	PETn3
GND	B25		B25	GND
PETp2	B24	→	B24	PETp2
PETn2	B23	→	B23	PETn2
GND	B22		B22	GND
PETp1	B21	→	B21	PETp1
PETn1	B20	→	B20	PETn1
GND	B19		B19	GND
PETp0	B18	→	B18	PETp0
PETn0	B17	→	B17	PETn0
GND	B16		B16	GND
PEFCLKp0	B15		B15	PEFCLKp0
PEFCLKn0	B14		B14	PEFCLKn0
GND	B13		B13	GND
PWRDIS	B12		B12	PWRDIS
3.3 Vaux	B11		B11	3.3 Vaux
PERST#	B10		B10	PERST#
DualPortEn#	B9		B9	DualPortEn#
PWRBRK	B8		B8	PWRBRK
WAKE#	B7		B7	WAKE#
+12V	B6		B6	+12V
+12V	B5		B5	+12V
+12V	B4		B4	+12V
+12V	B3		B3	+12V
+12V	B2		B2	+12V
+12V	B1		B1	+12V