




Minerva

GD9805A

SlimSAS 8i PCIe 4.0 for U.3 Dual Ports Adapter



SlimSAS 8i PCIe 4.0 for U.3 Dual Ports Adapter

Features

- ※ U.3 dual ports to SlimSAS 8i (SFF-8654) convert
- ※ Built-in SlimSAS 8i, 15u" connector, pin-out defined by SFF-9402 Rev1.1
- ※ Built-in two U.3 SFF-8639, 30u" connector
- ※ Built-in two 12V Hot Plug Power with eFuse protection for U.3 dual ports
 - ◆ Programmable Current Limit: 6.5A
 - ◆ Programmable Inrush Current Slew Rate
 - ◆ Thermal shutdown protection and fault alert
 - ◆ Back-to-Back (B2B) FET Operation
- ※ Supports U.3 to PCIe CLKREQ#, WAKE#
- ※ Supports U.3 PWRDIS Implementation
- ※ Built-in SMBus Hot Swappable 2-Wire Bus Buffer
- ※ Supports SlimSAS 8i BP_TYPEA, BP_TYPEB Pull up for Broadcom 95xx PCIe 4.0 MegaRAID and HBA Tri-Mode Storage Adapters
- ※ Supports SlimSAS 8i CPRSNTA#, CPRSNTB# Pull Low for Broadcom 95xx PCIe 4.0 MegaRAID and HBA Tri-Mode Storage Adapters
- ※ LED2, LED4 Green LED on indicates U.3 NVMe SSD power ready
- ※ LED1, LED3 RED LED Blinking indicates U.3 active status

Specifications

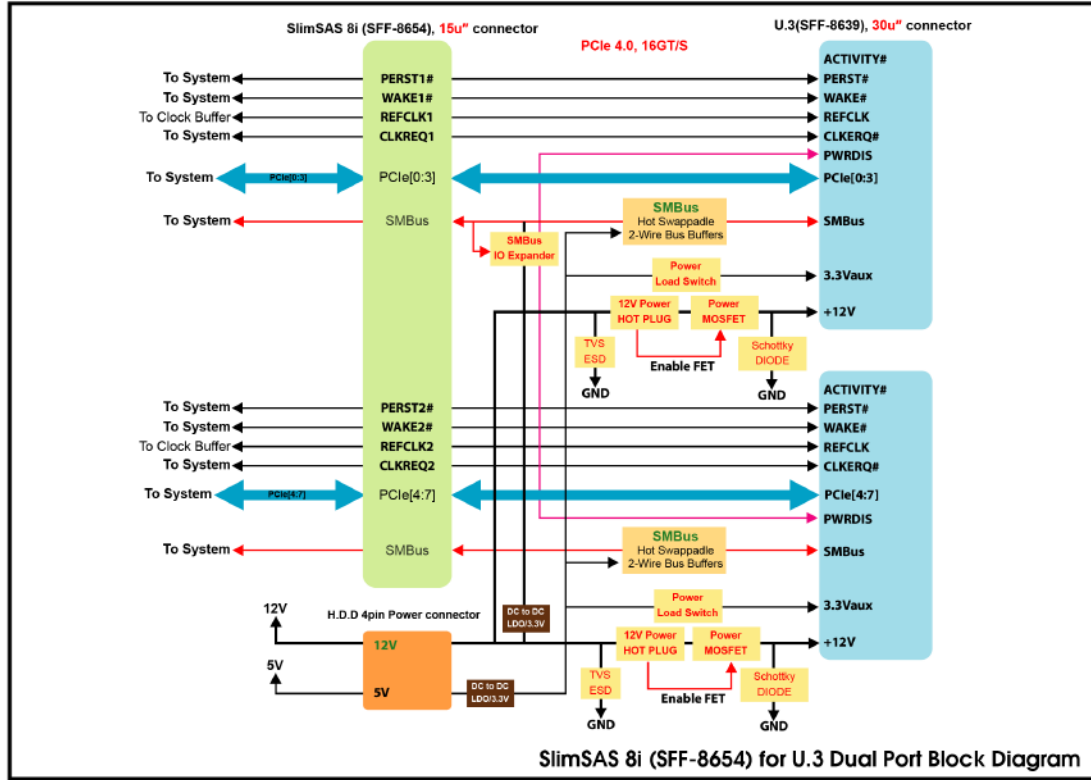
- ※ Compliant with NVM Express 1.4
- ※ Support PCI Express Base Specification Rev 4.0
- ※ Support SSD_Form_Factor_Version1_a
- ※ Compliant with PCIe_SFF-8639_R3.0_V1.0
- ※ Compliant with SFF-TA-1001 Rev1.1
- ※ Compliant with SFF-8654 Rev1.2
- ※ Compliant with SFF-9402 Rev1.1

Applications:

- ※ Servers
- ※ HBA(Host Bus Adapter)
- ※ Data Center
- ※ Storage Racks
- ※ Storage Controller
- ※ Servers RAIDs(Redundant Array of Independent Disks)
- ※ Routers
- ※ Switchs

SlimSAS 8i PCIe 4.0 for U.3 Dual Ports Adapter

Block Diagram





GD9805A JP1, JP2 & SW1 SETUP

GD9805A Jumper Application

SlimSAS 8i PCIe 4.0 for U.3 Dual Ports Adapter


SW1 setup for PWRDIS signals

1	12	GPIO Output Low	CN1 PWRDIS -- Input High, Disable U.3 SSD 12V
2	11	SMDATA	IO Expander CN1 PWRDIS -- Input High, Disable U.3 SSD 12V
3	10	SMDATB	SMDAT
4	9	SMCLKA	IO Expander CN2 PWRDIS -- Input High, Disable U.3 SSD 12V
5	8	SMCLKB	SMCLK
6	7	GPIO Output Low	CN2 PWRDIS -- Input High, Disable U.3 SSD 12V



JP1, JP2 SETUP

1-2	ON	PWRBRK#@Connect PCIe B30 pin to SlimSAS 8i A8,A29 pin
4-5	ON	CLKREQ#@Connect PCIe B12 pin to SlimSAS 8i B12,B33 pin



2-3	ON	for Broadcom 95xx Series MegaRAID and HBA Tri-Mode Storage Adapters
5-6	ON	for Broadcom 95xx Series MegaRAID and HBA Tri-Mode Storage Adapters

