


Innocard

Minerva

GD9602A

SlimSAS 8i x2 *PCIe 4.0* for EDSSF(1C) Gen-Z Quad Port Adapter



SlimSAS 8i x2 **PCIe 4.0** for EDSFF(1C) Gen-Z Quad Port Adapter

Features

- ※ Gen-Z 1C Quad port to SlimSAS 8i(SFF-8654) convert
- ※ Built-in SFF-8654 8i two connectors, pin-out defined by SFF-9402 Rev1.1
- ※ Built-in Gen-Z 1C four connectors
- ※ Built-in 12V Hot Plug Power with eFuse protection for each Gen-Z 1C
 - ◆ Programmable Current Limit: 6.5A
 - ◆ Programmable Inrush Current Slew Rate
 - ◆ Thermal shutdown protection and fault alert
 - ◆ Back-to-Back (B2B) FET Operation
- ※ Supports Gen-Z 1C to PCIe CLKREQ#, WAKE#, PWRBRK#
- ※ Supports Gen-Z 1C PWRDIS, SMBRST# control
- ※ Built-in SMBus Hot Swappable 2-Wire Bus Buffer for each Gen-Z 1C
- ※ Supports SlimSAS 8i BP_TYPEA, BP_TYPEB Pull up for Broadcom 95xx PCIe 4.0 MegaRAID and HBA Tri-Mode Storage Adapters
- ※ Supports SlimSAS 8i CPRSNTA#, CPRSNTB# Pull Low for Broadcom 95xx PCIe 4.0 MegaRAID and HBA Tri-Mode Storage Adapters
- ※ LED1, LED3, LED5, LED7 Green LED on indicates Gen-Z 1C power ready
- ※ LED2, LED4, LED6, LED8 Red LED Blinking indicates Gen-Z 1C active status

Specifications

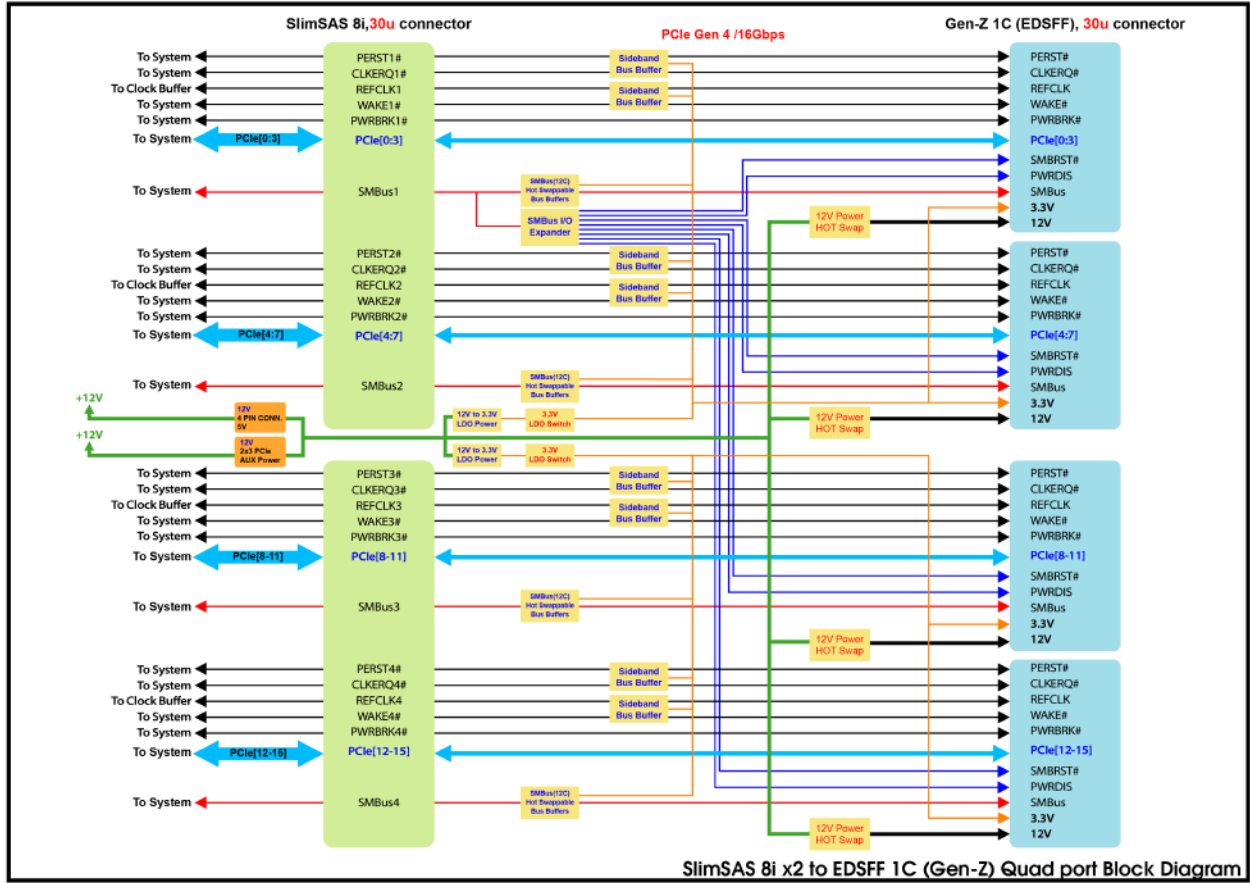
- ※ Compliant with NVM Express 1.3a
- ※ Support PCI Express Base Specification Rev 4.0
- ※ Support SSD_Form_Factor_Version1_a
- ※ Compliant with SFF-8654 Rev1.2
- ※ Compliant with SFF-9402 Rev1.1
- ※ Compliant with SFF-TA-1002 Specification Version 1.3
- ※ Compliant with SFF-TA-1006 Specification Version 1.4
- ※ Compliant with SFF-TA-1009 Specification Version 3.0
- ※ Compliant with SFF-TA-1020 Specification Version 1.0

Supports the following form factor EDSFF 1C(Gen-Z) SSD:

- ※ EDSFF 1C(Gen-Z) SSD E1.S 5.9mm Height
- ※ EDSFF 1C(Gen-Z) SSD E1.S 9.5mm Height
- ※ EDSFF 1C(Gen-Z) SSD E1.S 15mm Height
- ※ EDSFF 1C(Gen-Z) SSD E1.S 25mm Height
- ※ EDSFF 1C(Gen-Z) SSD E1.L 9.5mm Height
- ※ EDSFF 1C(Gen-Z) SSD E1.L 18mm Height

SlimSAS 8i x2 PCIe 4.0 for EDSSF(1C) Gen-Z Quad Port Adapter

Block Diagram

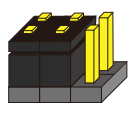


GD9602A Jumper Application


JP1, JP2, JP3, JP4 SETUP

Setting

1	2	3
4	5	6

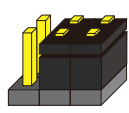


1-2	ON	PWRBRK#@Connect PCIe B30 pin to SlimSAS 8i B8 pin
4-5	ON	CLKREQ#@Connect PCIe B12 pin to SlimSAS 8i A12 pin



Setting

1	2	3
4	5	6



2-3	ON	for Broadcom 95xx Series MegaRAID and HBA Tri-Mode Storage Adapters
5-6	ON	for Broadcom 95xx Series MegaRAID and HBA Tri-Mode Storage Adapters

