






CB949MB / CB949MC 2.5" IDE 44pin SSD/HDD to SATA II Adapter



CB949MB Adapter



CB949MB Adapter with cable



CB949MB/C is SATA to 2.5" IDE SSD,HDD adapter, providing a set of standard 7+15pin SATA connector on the host connection and a set of IDE 44pin 2.0mm pitch connector on the storage device connection. When assembled, it can operate in a variety of operating systems. Such as DOS, Windows 95, 98, XP, 2000, Vista, Win 7, Linux, Unix, and so on. CB949MB/C adapter allows the installation of 2.5" IDE storage as system disk, boot the operating system directly, without having to install any drivers, but does not affect the execution speed of the storage devices.

Specifications:

- ATAT8-APT Specification for Parallel 2.5" drive form factor
- ATA/ATAPI Ultra DMA Mode 0, 1, 2, 3, 4, 5, 6, 7.
- ATA/ATAPI PIO Mode 0, 1, 2, 3, 4.

Application:

Where the definition can be installed to comply with the PCI-e bracket the computer can install CB949MB/C adapter.

Ordering information:

- CB949MB ---SATA II to 2.5" IDE SSD,HDD adapter with PCI-e Bracket
- CB949MC --- SATA II to 2.5" IDE SSD,HDD adapter with PCI-e Low profile Bracket

MINERVA INNOVATION COMPANY

9F, 227, Sec. 3, Zhongxing Road, Sindian Dist, New Taipei City, 23114, Taiwan, R.O.C.

Tel: 886 2 29158477

e-mail: sales@minerva.com.tw

Fax: 886 2 29129025

<http://www.minerva.com.tw>